

**BAN
DAI** **BANDAI**[®]

Licensed by Nintendo[®]
for play on the

Nintendo

NES-21-1153 ★

ENTERTAINMENT SYSTEM[®]

THE ADVENTURES OF

**GILLIGAN'S[™]
ISLAND**

INSTRUCTION BOOKLET

**BAN
DAI**

Distributed by Bandai America, Inc., Cerritos, CA 90701

PRINTED IN JAPAN

**BAN
DAI** **BANDAI**[™]

THE ADVENTURES OF
GILLIGAN'S ISLAND[™]

This game is licensed by Nintendo[®] for play on the

Nintendo

ENTERTAINMENT SYSTEM[™]

This official seal is your assurance that Nintendo[®] has reviewed this product and that it has met our standards for excellence in workmanship, reliability, and entertainment value. Always look for this seal when buying games and accessories to ensure complete compatibility with your Nintendo Entertainment System[®].

Gilligan's Island is a trademark of Turner Entertainment Co.
© 1984, GLADASTA-LIA, TV
© 1989 Turner Entertainment Co.
© 1989 Bandai America, Inc.
Bandai is a registered trademark of Bandai America, Inc.
Nintendo and Nintendo Entertainment System are trademarks of Nintendo of America, Inc.

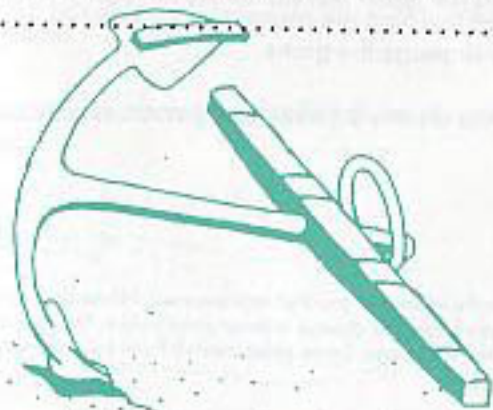


Nintendo recommends against using a rear projection television with your NES as image retention on the screen may occur.

CONTENTS

PAGE

1. Game Description	3
2. How to Operate the Controller	4
3. How to Play the Game	6
4. Winning Each Episode	9
5. Warranty	12



PRECAUTIONS

1. Turn off the power when inserting or removing the Game Pak.
2. This is a high precision game. It should not be stored in places that are very hot or very cold. Never hit or drop it. Do not take it apart.
3. Avoid touching the connectors and do not get them wet or dirty. Doing so may damage the game.
4. Do not clean with benzene, paint thinner, alcohol, or other such solvents.

Note: In the interest of product improvement, Nintendo Entertainment System specifications and design are subject to change without prior notice. This game has been programmed to take advantage of the full screen. Some older models have rounded screens and may block out a portion of the image.

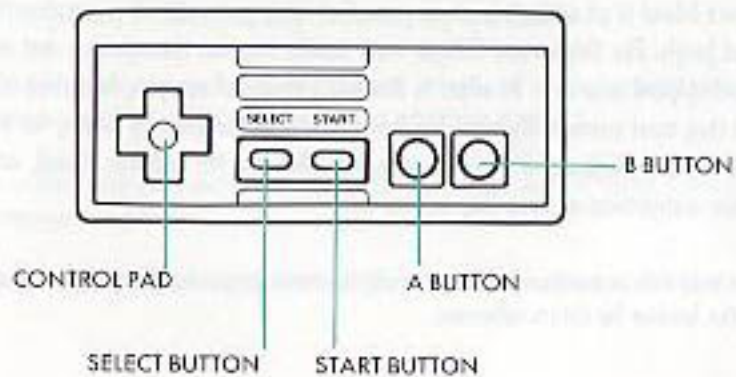
1. GAME DESCRIPTION

Gilligan's Island is an action/adventure game that tests your skills as you explore the uncharted tropical jungle. The Skipper and Gilligan must wander together throughout a vast maze of paths and underground caverns in an effort to discover a means of escaping from their island prison. To win they must successfully solve the four episodes of the game by finding the other members of the shipwrecked crew, the Professor, Mary Ann and Mr. and Mrs. Howell, and follow whatever instructions or clues they receive.

Please read this instruction booklet carefully to ensure proper handling of your new game. Save the booklet for future reference.



2. HOW TO OPERATE THE CONTROLLER



- A Button:** Push to jump; push rapidly to swim, push to continue conversations.
- B Button:** Push to punch or use weapons.
- Start Button:** . . . Push to start the game.
- Select Button:** . . Push to access the menu screen.*
- Control Pad:** Push left, right, up, or down to move the Skipper.

*Once you have selected the menu screen you may choose between map, food, and maps by pushing the control pad up and down. Once you have indicated which item you want, you can select the item by pushing the A button. Return to the game screen by pushing the select button.

3. HOW TO PLAY THE GAME

To start the game press the Start button once and then press the start button again or the A button. The screen will then indicate what episode you are about to begin. Press the A button to begin the game.

The game consists of four different episodes. Each episode begins with conversation among the members of the shipwrecked crew. When a flashing ball appears before the last sentence of dialogue on the menu screen, press the A button to continue reading. This conversation will sometimes provide valuable clues that will help you finish the episode. When the conversation is over, the game will begin.

PLAYING THE GAME

In each episode you have a limited amount of time and food supplies with which to help the Skipper and Gilligan search the island for the various members of the shipwrecked crew. In order to finish each episode you must find the crew members in a specific order. When the Skipper touches them, the crew member can talk. In most instances (when you locate one) they will provide clues that let you know which character or object you need to search for next. Some of the clues are very obscure and some you will have to figure out for yourself.



HELPFUL DEVICES

Along the path, the Skipper and Gilligan will find the following three types of helpful items. When the Skipper runs into one of these items he gains an extra unit in the menu screen.

Bananas: These provide the Skipper with one extra level of food.

Hourglass: This adds one minute to the time clock.

Rope: This allows the Skipper to retrieve Gilligan no matter where he is.

To access the food and rope, you press-select to enter the menu screen. Then use the control pad to select the desired item and press the A button to activate your choice. The Skipper should access the food when his energy level is low and use the rope when he wants to retrieve Gilligan in a hurry.

The other helpful device that is accessed through the menu screen is a map of the twisting island paths. At the beginning of each episode this map shows the location of the Skipper, Gilligan and one other member of the crew. As Gilligan and the Skipper find the other members of the crew, their new initials will also appear on the map. It is important to note that some of the underground caves do not appear on the map. These must be explored at your own risk.



DANGERS ON THE PATHS

The Skipper and Gilligan need to watch out for many dangers as they search for their crew-mates. There are many moving objects that can harm the Skipper and cause him to lose strength. These include the many wild animals that roam the island as well as the local beachcombers. The Skipper can also be harmed by falling boulders and stalactites or by tripping over rocks, fallen trees, and other obstacles in his path.

There are also other natural dangers on the paths including rushing rivers, quicksand bogs, narrow bridges, sinkholes and sand flows that can use up valuable time by taking the Skipper and Gilligan far out of their way.

When the Skipper and Gilligan get separated, a new clock appears which gives the Skipper two minutes to find his little buddy. He can either find him on foot or use the rope to retrieve him. It is important to note that the Skipper cannot get any clues from his crew members unless Gilligan is with him.



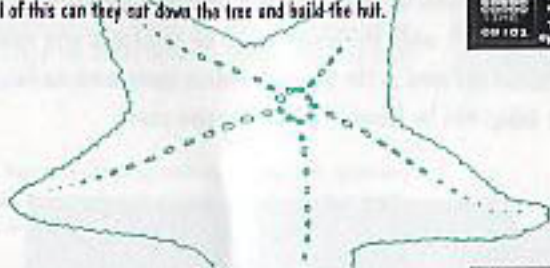
4. EPISODES

All four episodes are won by figuring out the clues given by the crew members. Some of the less obvious clues can be deciphered by trying to understand the different characters in the game. For example, the Professor would be the likely person to deal with anything scientific (i.e., electronics, archaeology, etc.), while Mr. Howell would be concerned with money. In general, anything that is lost can be found in the tree and certain items such as the transmitter and pieces of the stone tablet can be found in a blue treasure chest.



EPISODE 1

As a tropical storm threatens to strike the island, the Skipper and Gilligan set out to collect the materials needed to build a protective hut. But first they must solve the mystery of the Hawaii's missing ring. Once the ring is found, they learn from the Professor that a gorilla has stolen the transmitter and he needs them to get it back so he can fix it. Only after all of this can they cut down the tree and build the hut.



EPISODE 2

Mary Ann has been captured by headhunters on the island. As Gilligan and the Skipper search for her they locate part of a stone tablet. When they bring it to the Professor they find out that he can't read it because Mr. Howell has borrowed his translation book. Before Mr. Howell will return the book, he insists that they find his missing golf ball. After finding the ball and returning the book to the Professor they finally set out again to find Mary Ann. But she can only be freed if they defeat the chief of the headhunters who has the key to her cage.



EPISODE 3

The belief that the stone tablet is part of a larger tablet that might provide the coordinates of the island brings with it the hope of rescue. Finding the other pieces of the tablet will prove no easy task, as one of them is guarded by a ferocious boar. But after the Skipper and Gilligan return the tablet to the Professor, he tells them he needs Mary Ann to make a clearing solution from special nuts so he can read the inscription.



EPISODE 4

As Gilligan and the Skipper search for the magical stone idol, Mary Ann asks them to find seven coconuts so she can bake a pie. Meanwhile, Mrs. Howell has been captured by the headhunters. Once again Gilligan and the Skipper must get the key from the native chief. After freeing Mrs. Howell, they get some money from Mr. Howell and bring it to Mary Ann. In return she gives Mr. Howell her coconut pie. Only then does Mr. Howell inform Gilligan and the Skipper that Mary Ann has the sacred weapons they need to defeat the curse that is guarding the magical stone idol.



90-DAY LIMITED WARRANTY

90-DAY LIMITED WARRANTY:

Bandai America, Inc. ("Bandai") warrants to the original consumer purchaser that this Game Pak ("PAK") (not including Game Pak Accessories or Robot Accessories) shall be free from defects in material and workmanship for a period of 90 days from date of purchase. If a defect covered by this warranty occurs during this 90-day warranty period, Bandai will repair or replace the PAK, at its option, free of charge.

To receive this warranty service:

1. DO NOT return your defective Game Pak to the retailer.
2. Notify the Bandai Consumer Service Department of the problem requiring warranty service by calling: 1-213-926-0942. Our Consumer Service Department is in operation from 9:00 A.M. to 5:00 P.M., Pacific Standard Time, Monday through Friday.
3. If the Bandai service technician is unable to solve the problem by phone, he will provide you with a Return Authorization number. Simply record this number on the outside packaging of your defective PAK, and return your PAK freight prepaid, at your risk of damage, together with your sales slip or similar proof-of-purchase within the 90-day warranty period to:

Bandai America, Inc.
Consumer Service Department
12851 East 195th Street
Cerritos, CA 90701

This warranty shall not apply if the PAK has been damaged by negligence, accident, unreasonable use, modification, tampering, or by other causes unrelated to defective material or workmanship.

REPAIRS AFTER EXPIRATION OF WARRANTY:

If the PAK develops a problem after the 90-day warranty period, you may contact the Bandai Consumer Service Department at the phone number noted. If the Bandai service technician is unable to solve the problem by phone, he may provide you with a Return Authorization number. You may then record this number on the outside packaging of the defective PAK and return the defective PAK freight prepaid to Bandai, enclosing a check or money order for \$10.00 payable to Bandai America, Inc. Bandai will, at its option, subject to the conditions above, repair the PAK or replace it with a new or repaired PAK. If replacement PAKs are not available, the defective PAK will be returned and the \$10.00 payment refundable.

WARRANTY LIMITATIONS:

ANY APPLICABLE IMPLIED WARRANTIES, INCLUDING WARRANTIES OF MERCHANTABILITY AND FITNESS FOR A PARTICULAR PURPOSE, ARE HEREBY LIMITED TO NINETY DAYS FROM THE DATE OF PURCHASE AND ARE SUBJECT TO THE CONDITIONS SET FORTH HEREIN. IN NO EVENT SHALL BANDAI BE LIABLE FOR CONSEQUENTIAL OR INCIDENTAL DAMAGES RESULTING FROM THE BREACH OF ANY EXPRESS OR IMPLIED WARRANTIES.

The provisions of this warranty apply within the United States only. Some states do not allow limitations on how long an implied warranty lasts or exclusion of consequential or incidental damages, so the above limitations and exclusions may not apply to you. This warranty gives you specific legal rights, and you may also have other rights which vary from state to state.

Compliance with FCC Regulations

This equipment generates and uses radio frequency energy and if not installed and used properly, that is, in strict accordance with the manufacturer's instructions, may cause interference to radio and television reception. It has been type tested and found to comply with the limits for a Class B computing device in accordance with the specifications in Subpart J of Part 15 of FCC Rules, which are designed to provide reasonable protection against such interference in a residential installation. However, there is no guarantee that interference will not occur in a particular installation. If this equipment does cause interference to radio or television reception, which can be determined by turning the equipment off and on, the user is encouraged to try to correct the interference by one or more of the following measures:

- Reorient the receiving antenna
- Relocate the NES with respect to the receiver
- Move the NES away from the receiver
- Plug the NES into a different outlet so that computer and receiver are on different circuits.

If necessary, the user should consult the dealer or an experienced radio/television technician for additional suggestions. The user may find the following booklet prepared by the Federal Communications Commission helpful:

How to Identify and Resolve Radio-TV Interference Problems.

This booklet is available from the U. S. Government Printing Office, Washington, D.C. 20402, Stock No. 004-000-00345-4.